

# PTW-3300S

## Intelligent Touch Screen Addressable Fire Alarm System


### General

The PTW-3300S is a powerful intelligent networkable touch screen color display fire alarm controller designed with many levels of flexibility to meet virtually any application. Features such as fire detection & alarm, networking and graphical workstations allow this modular solution to accommodate the simplest systems up to the most complex solutions.

With one to sixteen Signaling Line Circuits (SLCs), the PTW-3300S supports up to 3,168 intelligent addressable devices when it connects with PW-600P or PW-330DP Series detectors, up to 2,544 intelligent addressable devices when it connects with PW-300P Series detectors.

Information is critical to fire evacuation personnel, and the PTW-3300S's large 1024x600 pixel touch screen Liquid Crystal Display (LCD) presents vital information to operators concerning a fire situation, fire progression, and evacuation details.

A host of other options are available, including LED, LCD, LDM, or PC based graphic annunciators; fire or integration networking; advanced detection products for challenging environments, and many additional options.



**PTW-3300S B (left) and PTW-3300S C (right)**

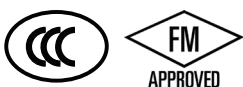
### Features

- One to sixteen isolated intelligent Signaling Line Circuits (SLC) Style 4, 6 or 7.
- With PW-300DSA series, up to 254 intelligent devices per loop/4064 per FACP or network node.
- Large 1024x600 pixel touch screen displays with user friendly menu.
- English, and Chinese language support.
- Connect to the Graphical Workstations (Proworkse-3S) for centralized management.
- Network option—supports PTW-3300S, PW-NCA-3S Network Annunciator, or Proworkse-3S Network workstations. Up to 99 network Nodes.
- P-VFT-3S Tools online/offline program option.
- Application code is saved in Flash memory, eliminating the need to change EPROMs.
- RS-232 output for remote system printer.
- 40,000-event capacity for each type. Automatically records the latest fire alarms, faults and system events, and stores in a classified manner to facilitate query. Advanced history filters allow sorting by event, time, date.
- Field-programmable on PC or controller.
- Non-alarm points for lower priority functions.
- Support remote offline programming, LAN and WAN remote debugging.
- Multiple network ports and interface: RJ45, RS232, RS485, CAN Bus.

### LARGE 1024\*600 PIXEL TOUCH SCREEN DISPLAY FEATURES

- Program keypad: Alphanumeric keypad and Virtual full QWERTY keypad.
- 15 LED indicators: Power; Battery; Fire Alarm; Linkage; Delayed start; Supervisory; Point Disabled; System Failure; Feedback; Trouble; Signals Silenced; Self-test.

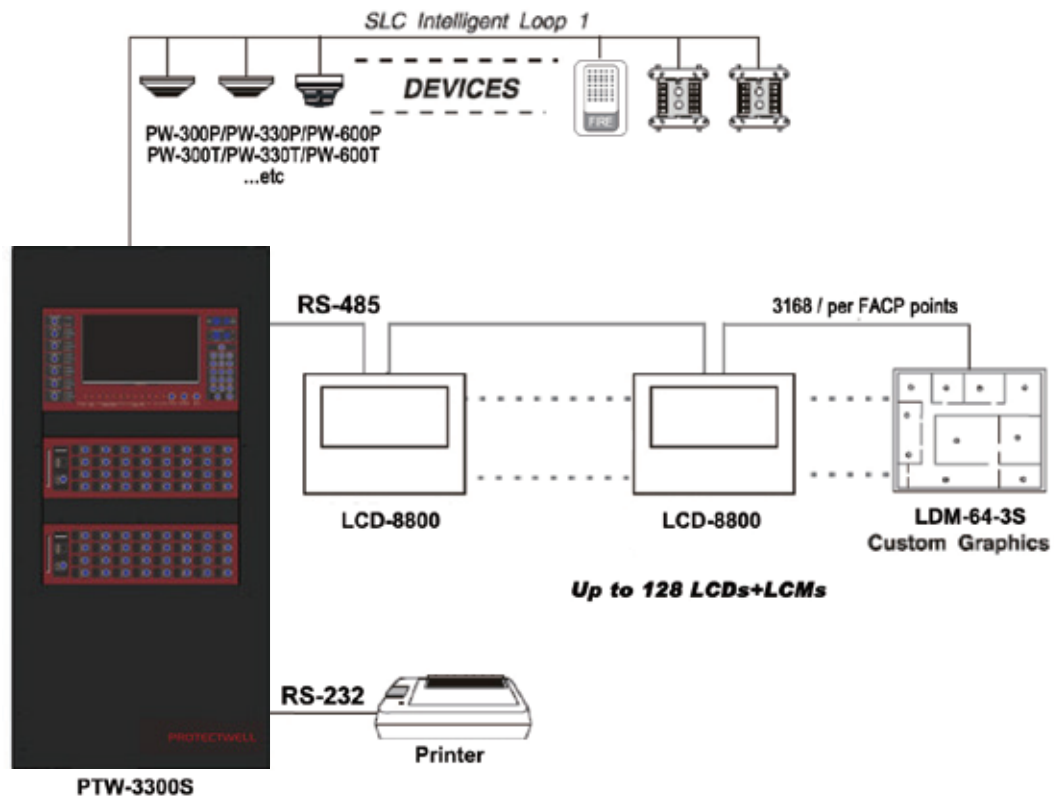
SE-230719-CC



# PTW-3300S

## Intelligent Touch Screen Addressable Fire Alarm System

### Sample System Options



### Intelligent Sensing

**Drift Compensation and Smoothing.** Drift compensation allows to compensate the sensitivity drift of the system caused by slow environmental changes such as temperature, humidity and dust that are external non-fire factors and to retain its original ability to detect actual smoke, and resist false alarms. Smoothing feature is also provided for the sample data to remove interference and noise effectively.

**Reliable self-diagnostics and protection.** The controller can periodically perform self-test on the detector and the module. When the component is damaged or the accumulated dust of the detector is about to reach or exceed the allowable limit, a fault alarm is issued, which greatly improves the reliability of the system.

**Sensitivity Adjust.** With Nine-level alarm sensitivity, the sensitivity of each detector can be adjusted as needed which greatly facilitates system debugging and routine maintenance.

### Field Programming Options

- Intuitive and secure configuration software that makes complex programming and service easier than ever
- Firmware upgrades in the field, so the system will never become outdated
- Expanded system event reporting from front panel, without the need for a computer

**Keypad Program Edit.** The PTW-3300S, has the exclusive feature of program creation and editing capability from the Virtual full QWERTY panel keypad, while continuing to provide fire protection.

# PTW-3300S

## Intelligent Touch Screen Addressable Fire Alarm System

### **P-VFT-3S Offline Programming Software**

P-VFT-3S Tools is an offline programming and test utility that can greatly reduce installation programming time, and increase confidence in the site-specific software. It is Windows® based and provides technologically advanced capabilities to aid the installer. The installer may create the entire program for the PTW-3300S in the comfort of the office, test it, store a backup file, then bring it to the site and download from a laptop into the panel. And realize offline programming by USB/SD card, to achieve system setting, linkage data, loop data modification and system upgrade.

### **CONFIGURATION GUIDELINES**

Stand-alone and network systems require a main display. On single FACP systems (one PTW-3300S), the display option is the PW-CPU-3S. On network systems (two or more networked fire panel nodes), at least one NCA, or Proworkse-3S workstation annunciation device is required. Options listed as follows.

### **MAIN SYSTEM COMPONENTS**

**PW-CPU-3S:** PTW-3300S Primary Display. PW-CPU-3S ships with keypad/display installed; includes 1024x600 pixel touch screen backlit LCD display, Virtual full QWERTY programming and control keypad. PW-CPU-3S is a central processing unit and requires an MPS-350W-3S power supply.

**LCM-3S:** Loop Control Module. Provides two SLC. PTW-3300S supports up to eight LCM-3Ss. one LCM-3S module supports two loops, need to be used with the interface board LCM-EX.

**LCM-EX:** Loop Control Module Interface Board. 1 piece interface board can be connected to 4 pieces loop control modules, more than 4 pieces loop cards are required to use 2 pieces interface boards. Up to 2 pieces interface boards.

**POM-32S:** Up to 32 nodes per Multi-Line Linkage Control Module, includes plate and membrane, need to be used with POM-3S. 1pc POM-32S can connect 4pcs POM-3S output cards. 3 types of status indicators(Output, Feedback,Fault).

**POM-3S:** Multi-Line Linkage Output Card; 4 channels, each channel contains 1 output and 1 channel of monitoring, with line monitoring function, need to be used with POM-32S. Up to 8 pieces POM-3S.

**CONFIGURE SYSTEM:** For Four-loop PTW-3300S with display: PW-CPU-3S, two LCM-32Ss, LCM-EX, (POM-32S, POM-3S,DP-1B-3S, options), MPS-350W-3S, SBB-B-3S.

### **NETWORKING OPTIONS**

**PW-NCA-3S:** Network Control Annunciator. An alternate primary display for PW-CPU-3S can be provided by the PW-NCA-3S, Proworkse-3S. On network systems (two or more networked fire panel nodes), one network display (either PW-NCA-3S, Proworkse-3S) is required for every system. need to order backbox (3S-NCA-SBB) separately.

**Proworkse-3S:** Graphics PC workstation, Proworkse-3S GUI software, and USB Dongle.

**PW-GW-L/LRM (PW-GW-L/LRM2/PLUS):** LoRa Gateway.

### **AUXILIARY POWER SUPPLIES AND BATTERIES**

**MPS-350W-3S:** One power supply and two 12V24AH batteries are required for each PTW-3300S.

### **COMPATIBLE DEVICES, EIA-485 PORTS**

**LCD-8800:** Floor Liquid Crystal Display annunciator.

**LDM-64-3S:** Lamp Driver Annunciator Control Module. For use with custom graphic annunciators. 64 Points.

**LDM2-64:** Lamp Driver Annunciator Control Module. For use with custom graphic annunciators. 64 Points.

**LPI-MODBUS-3S:** Modbus Network Card. Used to integrate third-party system information or output linkage signals to third parties(Includes LPI-MODBUS-3S hardware and plug-in software).option.

**LCAN-FOBR-S2-B0-SC:** Fiber optic converter Single mode.

### **COMPATIBLE INTELLIGENT DEVICES**

**PW-300DSA:** Intelligent Point Type Photoelectric Smoke Detector.

**PW-300TRA:** Intelligent Point Type Heat Detector.

**PW-300STA:** Intelligent Point Type Smoke/Heat Multisensor Detector.

**PCM-3A:** Input-Output Module.

**PMM-3A:** Input Module.

**PMM-3AP:** Zone Module.

**PISO-3A:** Isolator Module.

**M300K-A:** Manual Call Point.

**PHR-3A:** Fire Hydrant Button Module.

**FSA-3A:** Fire Audible And Visual Alarm.

**BSL300-A:** Sounder Base.

**B300-A:** Detector Base.

### **ENCLOSURES, CHASSIS, AND DRESS PLATES**

**PTW-CAB Series Enclosure:** PTW-3300S mounts in a standard PTW-CAB Series enclosure (available in two sizes, "B"and "C"). Backbox with door together.

**SBB-B-3S(R):** Backbox; 2 chassis, black. "R"means red.

**SBB-C-3S(R):** Backbox; 3 chassis, black. "R"means red.

**DP-1B-3S:** Dress Plate. Provides dead-front panel for unused tiers; covers POM-32S.

# PTW-3300S

## Intelligent Touch Screen Addressable Fire Alarm System

### System Specifications

#### AUXILIARY POWER SUPPLIES AND BATTERIES

- Intelligent Signaling Line Circuits...1 expandable to 16
- Intelligent detectors and modules (300P series) 159 devices per loop
- Intelligent detectors and modules (330DP/600P series) 198 devices per loop

#### SPECIFICATIONS

**Operation Temperature:** 0 - 40°C.

**Operation Humidity:** ≤ 95% RH, non-condensing.

**Main Current:** AC 220V 50 ± 1% Hz +/-15%.

**DC Standby Current:** DC 24V 24Ah.

**Output Current & Voltage:** Two 10A/27V.  
One 3A/5V.

**Quiescent Dissipation:** 220V 120mA.

### AGENCY LISTINGS AND APPROVALS

These listings and approvals apply to the modules specified in this document. In some cases, certain modules or applications may not be listed by certain approval agencies, or listing may be in process. Consult factory for latest listing status.

- **CCCF listed.**
- **FM listed.**

### STANDARDS

The PTW-3300S is Listed and approved with the following CCCF and FM Standards:

- GB4717-2005 Fire Alarm Control Units and GB16806-2006 Automatic Control System for Fire Protection.
- EN 54-2:1997 + AC:1999 + A1:2006.
- EN 54-4:1997 + AC:1999 + A1:2002 + A2:2006.

SE-230719-CC

