

PTW-4000MNS

Intelligent Fire Alarm & Emergency Communications Network


Description

Protectwell's PTW-4000 Mass Notification System (MNS) is designed to provide real-time information to all building occupants or personnel in the immediate vicinity of a building during emergency situations. The system allows for real-time information regarding the type of emergency as well as safely instructing people on where to go and what to do.

Protectwell's PTW-4000MNS system offers building owners and facility managers with a simple solution to their safety requirements. The system is designed to automatically change as emergency situations change. In addition it is able to manage all mass notification functions, allow responding authorities the ability to override fire alarm notification, issue external voice announcements, and simultaneously distribute different emergency communications on any geographic scale required.

Designed with the industry's most advanced hardware and software, Protectwell's PTW-4000MNS system provides reliable and clear audible and visual notification, live voice instruction and Internet based text messaging. In addition it can be easily integrated to other public safety systems for emergency communications to wide area networks.

Protectwell's PTW-4000MNS is UL listed for notification and complies with NFPA 72-2019 and UFC/DOD standards for emergency communications systems. Based on the proven and reliable PTW-4000 Intelligent Network Fire Alarm Control Panel and Audio System, the PTW-4000MNS provides a rich feature set that delivers an extensive number of configurable options that allow for flexibility in any environment while reducing the installation and maintenance burden with an easy to install, modular setup.



Features

Mass Notification

- Storage and activation of pre-programmed intelligible voice messages
- Supervision of all notification equipment
- Auxiliary inputs for general paging, background music, or other non-emergency functions
- Tamper resistant enclosures with password-protected features for enhanced access control
- One-Way and Two-Way EVACS capability
- Automatic response to MNS inputs
- Local and remote controls and indicators
- Synchronized evacuation zone signaling
- Voice message priority according to risk analysis and emergency response plan

- Visible notification and strobes support
- Local Operating Console (FX-LOC) that provides on-site monitoring/ control of voice and notification appliances
- Large LCD displays
- Fire Alarm Control Panel Interface (FACI)
- Building Management System Interface (BMSI)
- Autonomous Control Unit providing real time status of all FX-LOC units

Fire Alarm Control Panel

- Base system is expandable up to 20 SLCs
- PTW-4000 Protocol supports up to 240 PTW-4000 devices (240 sensors and modules) per SLC
- Four Style Z/Y (Class A/B) Notification Appliance Circuits rated at 1.7 Amps each
- Built-in Ethernet port
- Remote diagnostics via a built-in web server



NOT TO BE USED FOR INSTALLATION PURPOSES.

This information is for marketing purposes only and not intended to describe the products technically.

Audio Control

- Multi-channel operation
- Distributed audio
- Compatible with 520Hz low frequency signal
- 5 hard wire fire fighter telephone channels that can be expanded with intelligent fire phone modules
- 25 or 70 volt system
- Multiple amplifier sizes
- Max. of 180 watts per Integrated Fire & Audio panel
- Expansion to three 360 watts expansion cabinets for a total of 1260 watts of audio power per node




Network Features

- Up to 63 nodes
- Peer-to-peer network communications
- Fully integrated digital network audio and control over a single pair of copper wire or fiber optic cable
- Supports over 5,000 points per node
- Supports over 250,000 points on a single network
- Remote diagnostics via built in web server and standard Ethernet port in every node
- Style 4 (Class B) or Style 6 or 7 (Class A) wiring configuration
- Proprietary Network Communications protocol

QMB-5000N Integrated Audio Network Chassis

The QMB-5000N includes the audio and telephone control which consists of an audio card cage designed for mounting the ANC-4000 Audio Network Controller Module, TNC-5000 Telephone Network Controller Module and up to four QAA style audio amplifiers. The QMB-5000N connects to the PTW-4000MNS Network fire alarm main board and mounts in the PBBX-FXMNSR enclosure.

Notification Control Modules



PTW-4000MNS Main Network Board

The PTW-4000MNS main network board includes four Style Z/Y (Class A/B) NAC circuits. The PTW-4000MNS has provisions to mount up to 9 internal adder modules and mounts in the PBBX-FXMNSR enclosure.



PBBX-FXMNSR Enclosure

The PBBX-FXMNSR enclosure supports the PTW-4000MNS Network main board, DSPL-XXXX Main LCD display, QMB-5000N audio card cage, QMP-5101NV Master Paging Microphone and QMT-5302NV Master Telephone Handset. In addition the enclosure provides space for additional external modules and internal lobby control modules. The PBBX-FXMNSR holds up to 40 AH batteries.

PBBX-FXMNSR Dimensions: 61.5"H x 20"W x 9"D





DSPL-420DS Main Display Module

The DSPL-420DS Main Display Module provides the PTW-4000MNS with a 4-line by 20-character backlit LCD display, Common Controls buttons and Four Status Queues with selector switches and LEDs for Alarm, Supervisory, Trouble and Monitor. The DSPL-420DS occupies one display position in the PBBX-FXMNSR enclosure.



QMP-5101NV Network Master Paging Control Module

The QMP-5101NV Network Master Paging Control Module includes the paging microphone and common control indicators. The QMP-5101NV Network Master Paging Control Module connects via a ribbon cable to the first QAZT-5348DS or QAZT-5302DS Zoned Selector Panel and to the previous display module. The QMP-5101NV is vertical mount unit that mounts in the PBBX-FXMNSR enclosure.



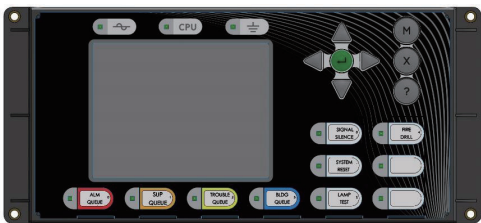
DSPL-420-16TZDS Main Display Module

The DSPL-420-16TZDS Main Display Module provides a 4 line by 20 character backlit LCD display, Common Control buttons and Four Status Queues with selector switches and LEDs for Alarm, Supervisory, Trouble and Monitoring with an additional 16 LED points of annunciation. The DSPL-420-16TZDS occupies one display position in the PBBX-FXMNSR enclosure.



QMT-5302NV Network Master Firefighters' Telephone Control Module

The QMT-5302NV includes the Master Telephone Handset and common control indicators. The QMT-5302NV supports the QAZT- 5302DS Paging and Telephone selector module. The QMT-5302NV is a vertical mount unit that mounts in the PBBX-FXMNSR enclosure.



DSPL-2440DS Graphical Main Display Module

The DSPL-2440DS Graphical Main Display Module provides the PTW-4000MNS with a 24 line x 40 character backlit LCD display, Common Control buttons and Four Status Queues with selector switches and LEDs for Alarm, Supervisory, Trouble and Monitor. The DSPL-2440DS occupies one display position in the PBBX-FXMNSR enclosure.

Network Controller Modules



FNC-2000 Fire Network Controller Module

The FNC-2000 provides network capability to the system. One Fire Network Controller Module is required per network node panel. In addition the FNC-2000 provides an interface for adding an optional FOM-2000-UM Fiber Optic Network Adder Module. The FNC-2000 mounts in the PTW-4000MNS.



NOT TO BE USED FOR INSTALLATION PURPOSES.


This information is for marketing purposes only and not intended to describe the products technically.



FOM-CONN-MM



FOM-CONN-SM



FOM-2000-UM

FOM-2000-UM Fiber Card Universal Mode

Allows for single-mode or multi-mode fiber optic communication on a PTW-4000 network. Add FOM-CONN-SM or/and FOM-CONN-MM depends on network structure.

FOM-CONN-MM Fiber Optic Connector Multi-Mode

Fiber Optic Connector Multi-mode (pack of 2). Must use a FOM-2000-UM.

FOM-CONN-SM Fiber Optic Connector Single-Mode


Fiber Optic Connector Single Mode (pack of 2). Must use a FOM-2000-UM.

Adder Auxiliary Modules



UDACT-300A Digital Alarm Communicator Module

The UDACT-300A Digital Communicator allows the system to transmit addressable point information to a central station. The UDACT-300A occupies one module slot.



PR-300 Polarity Reversal/City Tie Module


The PR-300 Polarity Reversal/City Tie Module provides the system with a supervised City Tie (24 VDC/200 mA max.) and Polarity Reversal connection (24 VDC (open circuit), 8 mA max. (shorted)). The PR-300 occupies one module slot.

Adder Hardwire Modules



DM-1008A Eight Initiating Circuit Module

The DM-1008A provides 8 Style B (Class B) or 4 Style D (Class A) Initiating Circuits configurable for Alarm, Supervisory or Trouble zones. The DM-1008A occupies one module slot.



SGM-1004A Four Notification Appliance Circuit Module

The SGM-1004A provides 4 Style Z/Y(Class A/B) Notification Appliance Circuits configurable as silenceable or non-silenceable. Each NAC circuit is rated at 1.7 Amps and has individual signal silence inputs (jumper selectable). The SGM-1004A occupies one module slot.



RM-1008A Eight Relay Circuit Module

The RM-1008A provides the system with eight individual configurable relays per module. Each relay provides one Form C contact rated at 28 VDC @1 Amp (resistive load) as well as a Green LED to indicate that the relay is active. The RM-1008A occupies one module slot.

Remote Annunciators



RAXN-4000LCD Remote LCD Annunciator

The RAXN-4000LCD Remote LCD Annunciator is equipped with a 4-line x 20-character back-lit alphanumeric LCD display that provides an exact replica of the main PTW-4000 fire alarm control panel display. The RAXN-4000LCD occupies one display position in the PBBX-FXMNSR, PBB-1000 or BB-5000 Series enclosures.



NOT TO BE USED FOR INSTALLATION PURPOSES.

This information is for marketing purposes only and not intended to describe the products technically.




RAXN-4000LCDG Remote Graphic LCD Annunciator

The RAXN-4000LCDG Remote Graphic LCD Annunciator is equipped with a 24-line x 40-character back-lit graphical LCD display that is used to display 9 events per page. Each event is displayed over 2 lines with 40 characters per line allowing emergency information to be displayed in easy to read format. The RAXN-4000LCDG occupies one display position in the PBBX-FXMNSR, PBB-1000 or BB-5000 Series enclosures.



RAX-1048TZDS-CC Conformal Coated Programmable LED Annunciator Module

The RAX-1048TZDS-CC Conformal Coated Programmable LED Annunciator Module provides 48 programmable bi-coloured LEDs. The RAX-1048TZDS-CC connects to the main panel or either the RAXN-4000LCD or RAM-1032TZDS when mounted remotely. The RAX-1048TZDS-CC occupies one display position in the BB-1002WP(R)A Series enclosures.




RAM-1032TZDS-CC Conformal Coated Main Remote LED Annunciator

The RAM-1032TZDS-CC Conformal Coated Main Remote LED Annunciator provides common annunciator functions and 32 points of LED annunciation. The RAM-1032TZDS-CC has indicators for A.C. On, Common Trouble and Signal Silence and controls for System Reset, Lamp Test, Fire Drill, Buzzer Silence and Signal Silence. The RAM-1032TZDS-CC occupies one display position in the BB-1001WP(R)A or BB-1002WP(R)A enclosures.



RAX-1048TZDS Programmable LED Annunciator Module

The RAX-1048TZDS Programmable LED Annunciator Module provides 48 programmable bi-coloured LEDs. The RAX-1048TZDS connects to the main panel or either the RAXN-4000LCD or RAM-1032TZDS when mounted remotely. The RAX-1048TZDS occupies one display position in the PTW-4000MNS, PBB-1000 or BB-5000 Series enclosures.



RAM-1032TZDS Main Remote LED Annunciator

The RAM-1032TZDS Main Remote LED Annunciator provides common annunciator functions and 32 points of LED annunciation. The RAM-1032TZDS has indicators for A.C. On, Common Trouble and Signal Silence and controls for System Reset, Lamp Test, Fire Drill, Buzzer Silence and Signal Silence. The RAM-1032TZDS occupies one display position in the PBB-1000 or BB-5000 enclosures.



FDX-008W/KI Fan Damper Module

The FDX-008W/FDX-008WKI Fan Damper Control Module provides individually programmed circuits which can be used for fan or damper control. The FDX-008W/FDX-008WKI connects to the main panel or the RAXN-4000LCD and occupies one display position in the PBBX-FXMNSR, PBB-1000 or BB-5000 Series enclosures.




NOT TO BE USED FOR INSTALLATION PURPOSES.

This information is for marketing purposes only and not intended to describe the products technically.



IPS-2424DS Programmable Input Switches Module

The IPS-2424DS provides 24 programmable switches that can be configured for ancillary functions such as zone bypass or added common control functions. The IPS-2424DS connects to the main panel or the RAXN-4000LCD when mounted remotely. The IPS-2424DS occupies one display position in the PBBX-FXMNSR, PBB-1000 or BB- 5000 Series enclosures.



ALCN-960D Daughter Board for ALCN-960MISO

For PTW-4000 devices, the ALCN-960D Daughter Board provides an additional two SLC loops when connected to the ALCN-960MISO Isolated Quad Loop Adder Module. The daughter board mounts on top of the ALCN-960MISO.



IPS-4848DS Programmable Input Switches Module

The IPS-4848DS provides 48 programmable switches that can be configured for ancillary functions such as zone bypass or added common control functions. The IPS-4848DS connects to main control unit or the RAXN-4000LCD when mounted remotely. The IPS-4848DS occupies one display position in the PBBX-FXMNSR, PBB-1000 or BB-5000 Series enclosures.


Audio And Telephone Network Controller Modules



ANC-4000 Audio Network Controller Module

The ANC-4000 Audio Network Controller module is mounted on a metal plate (which is packaged with the PTW-4000MNS) and then the plate is mounted into PBBX-FXMNSR backbox in position 1 of the QMB-5000N Card Cage.

Adder Loop Controller Modules



ALCN-960MISO Isolated Quad Loop Adder Module

For PTW-4000 devices, the ALCN-960MISO Isolated Quad Loop Adder Module provides two Signaling Line Circuits (SLC) with ground fault detection to the system consisting of 240 PTW-4000 devices per loop. The ALCN-960MISO can be expanded with the use of the ALCN-960D Daughter Board Module. The ALCN-960MISO occupies one module slot.



TNC-5000 Telephone Network Controller Module

The TNC-5000 provides five hardwired telephone circuits for the local floor panel with the first circuit configurable for the master telephone handset. The TNC-5000 mounts in the QMB-5000N.



Paging Control Modules for Remote Applications



QMP-5101N Network Master Paging Control Module

The QMP-5101N Network Master Paging Control Module includes the paging microphone and common control indicators. The QMP-5101N Network Master Paging Control Module connects via a ribbon cable to the first QAZT-5348DS or QAZT-5302DS Zoned Selector Panel and to the previous display module. The QMP-5101N occupies one module space in the BB-5000 Series enclosures.



QAZT-5302DS Zoned Paging and Telephone Selector Module

The QAZT-5302DS Zoned Paging and Telephone Selector Module includes 24 zone selector switches and LEDs. The QAZT-5302DS is used with the QMP-5101N Network Master Paging Control module or QMT-5302N Network Master Firefighters' Telephone module. Slide-in labels are provided to label the selector zones. The QAZT-5302DS occupies one module space in the PBB-1000 or BB-5000 Series enclosures.



QAZT-5348DS Zoned Paging and Telephone Selector Module

The QAZT-5348DS Zoned Paging and Telephone Selector Module includes 48 zone selector switches and LEDs. The QAZT-5348DS is used with the QMP-5101N Network Master Paging Control module or QMT-5320N Network Master Firefighters' Telephone module. Slide-in labels are provided to label the selector zones. The QAZT-5348DS occupies one module space in the BB-5000 Series enclosures.

Firefighter Telephone Control Modules



QMT-5302N Network Master Firefighters' Telephone Control Module

The QMT-5302N includes the Master Telephone Handset and common control indicators. The QMT-5302N supports the QAZT-5302DS Paging and Telephone selector module. The QMT-5302N occupies one module space in the BB-5000 Series enclosures.

Annunciator/Programmable Module Enclosures

- PBB-1001D / DR: 9"H x 12.75"W x 1.85"D
- PBB-1002DR: 18"H x 12.75"W x 1.85"D
- PBB-1003DR: 26.4"H x 12.75"W x 1.85"D

Audio Amplifiers



QAA-5415-70 and QAA-5415-25 Quad 15 Watt Amplifiers

The QAA-5415-70 and QAA-5415-25 consist of four 15 watt supervised paging/speaker circuits which can be wired in Class 'B' (Style 'Y') only. The QAA-5415-70 is a 70 Volt amplifier and the QAA-5415-25 is a 25 Volt amplifier. Both models mount in either the QMB-5000N or QMB-5000B card cage and occupy one amplifier slot.

QAA-5230S-70/25 Dual 30 Watt Amplifier

The QAA-5230S-70/25 consists of two 25 or 70 Volt 30 watt amplifiers. Each amplifier has two 15 watt supervised speaker outputs which are used for 'A' 'B' speakers per floor and are wired in Class 'B' (Style 'Y') only. The QAA-5230S-70/25 mounts in either the QMB-5000N or QMB-5000B card cage and occupies one amplifier slot.

QAA-5230-70/25 Dual 30 Watt Amplifier

The QAA-5230-70/25 consists of two 25 or 70 Volt 30 watt supervised paging/speaker circuits which can be wired in Class 'A' (Style 'Z') or Class 'B' (Style 'Y'). The QAA-5230-70/25 mounts in either the QMB- 5000N or QMB-5000B card cage and occupies one amplifier slot.


QAA-5160-70/25 60 Watt Amplifier

The QAA-5160-70/25 consists of one 25 or 70 Volt 60 watt supervised paging/speaker circuit which can be wired in Class 'A' (Style 'Z') or Class 'B' (Style 'Y'). The QAA-5160-70/25 mounts in either the QMB-5000N or QMB-5000B card cage and occupies one amplifier slot.



NOT TO BE USED FOR INSTALLATION PURPOSES.

This information is for marketing purposes only and not intended to describe the products technically.



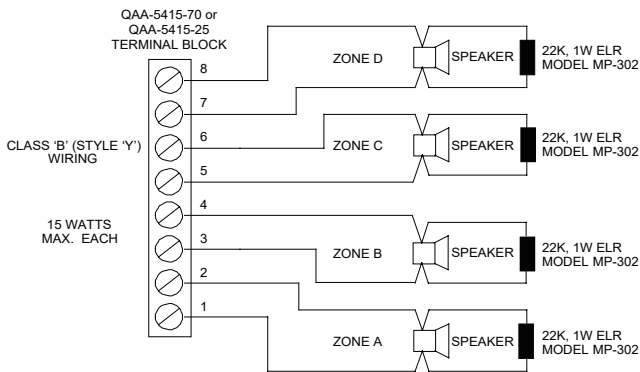
QAA-4CLA Class 'A' (Style 'Z') Converter Module

The QAA-4CLA converts each of the four Class 'B' (Style 'Y') outputs on a QAA-5415-25 or QAA-5415-70 Amplifiers to Class 'A' (Style 'Z'). The module attaches to the bottom of the amplifier. One QAA-4CLA is required for each amplifier.

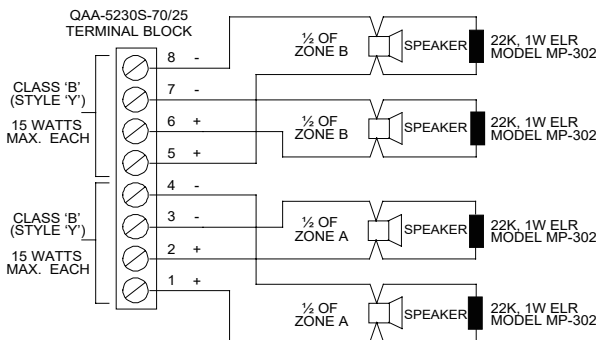
QAA-4CLAS Class 'A' (Style 'Z') Converter Module

The QAA-4CLAS converts each of the four Class 'B' (Style 'Y') outputs on a QAA-5230S-70/25 Amplifier to Class 'A' (Style 'Z'). The module attaches to the bottom of the amplifier. One QAA-4CLAS is required for each amplifier.

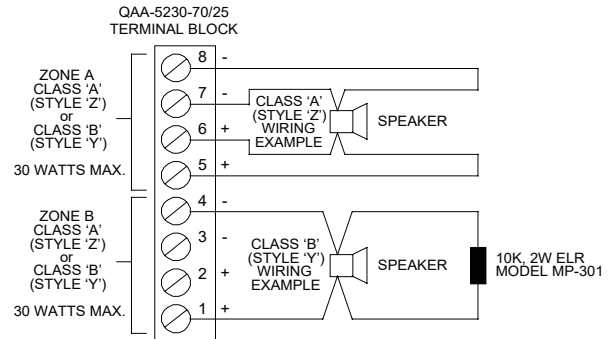
QAA-5415-70 or QAA-5415-25 Wiring Diagram



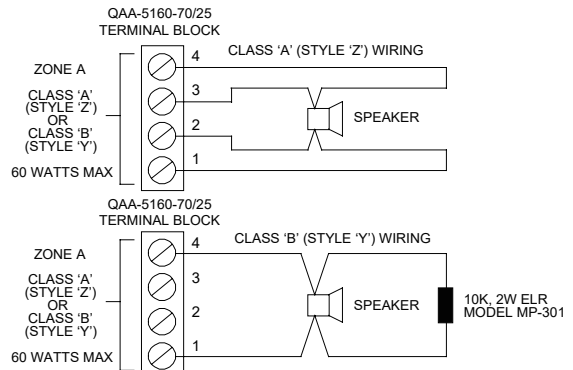
QAA-5230S-70/25 Wiring Diagram



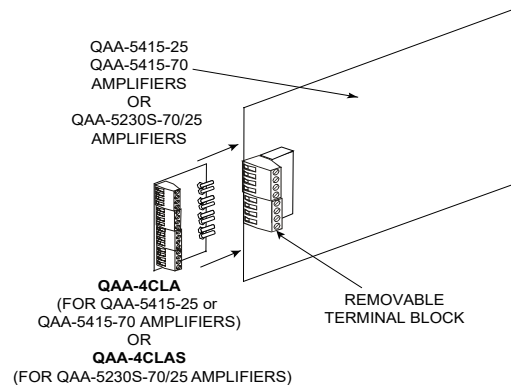
QAA-5230-70/25 Wiring Diagram



QAA-5160-70/25 Wiring Diagram



QAA-4CLA and QAA-4CLAS Connection Diagram



NOT TO BE USED FOR INSTALLATION PURPOSES.


This information is for marketing purposes only and not intended to describe the products technically.

Network System Expansion Enclosures



PTW-4009NML Large Network Main Control Unit

The PTW-4009NML Large Network Main Control Unit provides a base fire alarm panel with Four Style Z/Y (Class A/B) NAC circuits, a 4 line by 20 character LCD display (sold separately) and a 12 Amp power supply. The PTW-4009NML has space to mount the FNC-2000 Fire Network Controller Module, ANC-4000 Audio Network Controller Module, TNC-5000 Telephone Network Controller Module and provision to mount up to 4 adder modules. The PTW-4009NML mounts in a BB-5000 Series enclosure and supports Audio Lobby Control modules, Fire Fighter's Lobby Control modules and PTW-4000 Series Internal Annunciator / Programmable modules.




QMB-5000B Audio Motherboard and Card Cage

The QMB-5000B supports 7 QAA style audio amplifiers. The QMB-5000B requires one QPS-5000N Audio Power Supply and one QBC-5000N Audio Battery Charger and mounts in the QBB-5001R Audio Backbox.



ECX-0012 Expander Chassis

The ECX-0012 Expander Chassis for the PTW-4009NML supports up to 12 adder modules and has space for 2 internal annunciator modules. The ECX-0012 mounts in the BB-5000 series enclosures.



QPS-5000N Audio Power Supply

The QPS-5000N supports up to 360 watts and mounts in the QBB-5001R Audio backbox.



QBB-5001R Audio Backbox

The Mircom QBB-5001R holds one QMB-5000B Audio Motherboard and Card Cage, one QPS-5000N Audio Power Supply, one QBC-5000N Audio Battery Charger and up to 40 AH batteries.



QBC-5000N Audio Battery Charger

The QBC-5000N will charge up to 65 AH batteries and mounts in QBB-5001R Audio Backbox.

Note: The QBB-5001R Audio Backbox will hold up to 40 AH batteries. Larger batteries will require a BC-160 Battery Cabinet.



NOT TO BE USED FOR INSTALLATION PURPOSES.

This information is for marketing purposes only and not intended to describe the products technically.

Enclosures



BB-5008




BB-5014

(Displays sold separately)

BB-5008 / BB-5014 Enclosures

The BB-5008 and BB-5014 lobby enclosures support the PTW-4009NML and provide space for internal lobby control modules. The cabinets hold up to 24 AH batteries. The door and chassis hardware are ordered separately.

Model	Dimensions
BB-5008	36" H x 30" W x 7" D
BB-5014	60" H x 30" W x 7" D



DOX-5008MR

DOX-5014MR

DOX-5008MR / DOX-5014MR Doors

The DOX-5008MR and DOX-5014MR mounts on the BB-5008 and BB-5014 backbox. The door features the universal CAT-30 lock.



BB-1001WP(R)A Outdoor Weather Protected Enclosure

The Mircom BB-1001WP(R)A is a complete enclosure that comes with either a RED or WHITE door, a black back-box, two keys and a durable lock at the top of the door. The door comes hinged to the bottom side of the box for added weather protection. The box is capable of handling one RAM-1032TZDS-CC Main Annunciator Chassis which provides up to 32 points of annunciation. RAM-1032TZDS-CC is ordered separately conform with the UL installation requirements.

Note: there is no need for thermostat or heater. RAM-1032TZDS-CC must be ordered separately to match UL installation requirements.

Dimensions	11-5/32" H x 12-15/16" W x 3-1/2"D (283mm x 329mm x 89mm)
Rated for Outdoor Environment	+50°C to -40°C (+122°F to -40°F)
Wet Location	95% R.H. @60°C



BB-1002WP(R)A Outdoor Weather Protected Enclosure

The Mircom BB-1002WP(R)A is a complete enclosure that comes with either a RED or WHITE door, a black back-box, two keys and a durable lock at the top of the door. The door comes hinged to the bottom side of the box for added weather protection. The box is capable of handling one RAM-1032TZDS-CC Main Annunciator Chassis which provides up to 32 points of annunciation and one RAX-1048TZDS-CC Adder Annunciator, which provides up to 48 points of annunciation. RAM-1032TZDS-CC and RAX-1048TZDS-CC are ordered separately to match the UL installation requirements.

Note: there is no need for thermostat or heater. RAM-1032TZDS-CC and RAX-1048TZDS-CC must be ordered separately to match UL installation requirements.

Dimensions	17-15/16" H x 12-15/16" W x 3-1/2"D (456mm x 329mm x 89mm)
Rated for Outdoor Environment	+50°C to -40°C (+122°F to -40°F)
Wet Location	95% R.H. @60°C



NOT TO BE USED FOR INSTALLATION PURPOSES.

This information is for marketing purposes only and not intended to describe the products technically.

Graphics Software




Protectwell Open Graphic Navigator (OpenGN)

Open Graphic Navigator (OpenGN) is a Centralized Fire Alarm Management System that provides building or campus monitoring. As a powerful integration tool, OpenGN allows operators to monitor remote sites from multiple workstations located anywhere in the world. OpenGN displays monitored buildings and campuses in both 2D and 3D representations, and is highly customizable.

Model	Description
PTW-OGN-ONE	Single Fire Alarm Control Panel License Requires: OGN-KEY (sold separately)
PTW-OGN-EXP	Fire Alarm Control Panel License for 2-9 Connections Requires: OGN-KEY (sold separately)
PTW-OGN-STD	Fire Alarm Control Panel License for 10-99 Connections Requires: OGN-KEY (sold separately)
PTW-OGN-ENT	Fire Alarm Control Panel License for 100+ Connections Requires: OGN-KEY (sold separately)
OGN-KEY	OGN License Key Stick


Power Supply Expansion



INX-10AC Internal Booster Power Supply Module


INX-10AC is an Intelligent Booster Power Supply that extends the power capabilities of existing notification appliance circuits as well as provide power for other ancillary devices. The INX-10AC has 10 amps of power and mounts inside the BB-5014 enclosure.

Graphic Annunciator Driver Modules



MGD-32 Master Graphic Driver Module

The MGD-32 Master Graphic Driver Module provides common control inputs for the common control switches such as System Reset, Signal Silence, Auxiliary Disconnect, Fire Drill, Lamp Test, Acknowledge and General Alarm. The MGD-32 can also drive up to 32 supervised outputs. These output points are capable of driving LEDs or incandescent lamps. The MGD-32 mounts in a graphic annunciator wallbox or in the BB-5000 enclosures. An external power supply is required for incandescent lamps and lamp test.



AGD-048 Adder Graphic Driver Module

The AGD-048 Adder Graphic Driver Module can be used with the MGD-32 to support an additional 48 supervised outputs. The AGD-048 mounts in a graphic annunciator wallbox or in the BB-5000 enclosures.



Local Operating Console Components



QAZT-5302DS Zoned Paging and Telephone Selector Module

The QAZT-5302DS Zoned Paging and Telephone Selector Module includes 24 zone selector switches and LEDs. The QAZT-5302DS is used with the QMP-5101N Network Master Paging Control module or QMT-5302N Network Master Firefighters' Telephone module. Slide-in labels are provided to label the selector zones. The QAZT-5302DS occupies one display position in the FX-LOC enclosure.



QMP-5101N Network Master Paging Control Module

The QMP-5101N Network Master Paging Control Module includes the paging microphone and common control indicators. The QMP-5101N interconnects between other QMP microphone modules at the PTW-4000MNS and within the associated FX-LOC units. The QMP-5101N occupies one display position in the FX-LOC enclosure.

FX-LOC Lobby Operating Console

The FX-LOC Local Operating Console provides on-site monitoring/ control of voice and notification applications. The FX-LOC enclosure supports one RAXN-4000LCD remote LCD annunciator, a QMP-5101N master paging microphone and one QAZT-5302DS Paging Selector Switch. RAXN-4000LCD, QAZT-5302DS, QAZT-5348DS and QMP-5101N are ordered separately.

Add suffix "R" for red door. Dimensions: 25"H x 15"W x 5.5"D



RAXN-4000LCD Remote LCD Annunciator

The RAXN-4000LCD Remote LCD Annunciator is equipped with a 4 line x 20 character back-lit alphanumeric LCD display that provides the exact functions as the PTW-4000MNS main display. The RAXN-4000LCD occupies one display position in the FX-LOC enclosure.



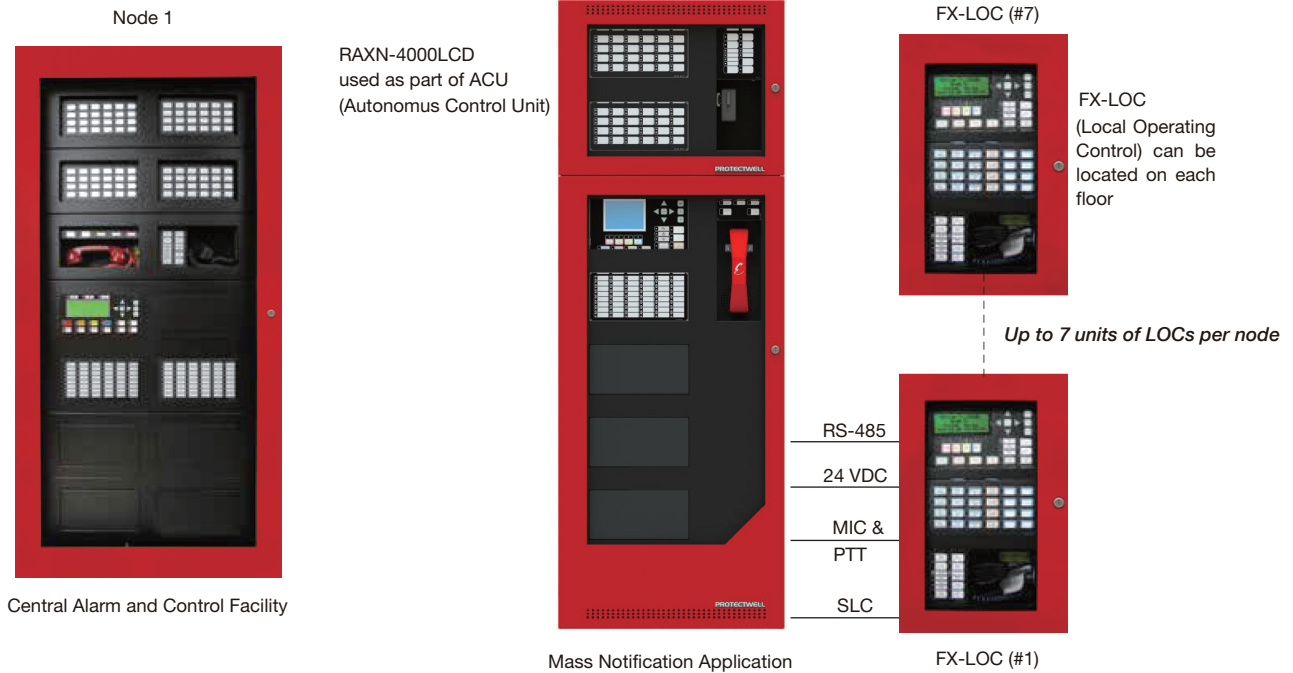
NOT TO BE USED FOR INSTALLATION PURPOSES.

This information is for marketing purposes only and not intended to describe the products technically.

Protectwell Mass Notification Application

Protectwell's PTW-4000 Intelligent Fire Alarm & Emergency Communications Network is comprised of an Autonomous Control Unit (PTW-4000MNS) and the FX-LOC Local Operating Console which fulfill the requirements for Mass Notification Application.

The PTW-4000MNS Autonomous Control Unit is comprised of a PBBX-FXMNSR enclosure that includes a RAXN-4000LCD Annunciator and a Master Microphone to provide emergency audio. In addition the PTW-4000MNS is equipped with another RAXN-4000LCD which annunciates the fire alarm system events, a Master Telephone for emergency use and a DSPL-420DS or DSPL-2440DS LCD display which annunciates all system messages (Fire Alarm and Mass Notification). A maximum of seven FX-LOC units can be connected to a PTW-4000MNS node.



NOT TO BE USED FOR INSTALLATION PURPOSES.

This information is for marketing purposes only and not intended to describe the products technically.

Current Consumption

Model	Description	Standby (Amps)	Alarm (Amps)
Fire Alarm Components			
PTW-4000MNS	Main Network Board	0.310	0.733
ALCN-960MISO	Isolated Quad Loop Controller (for PTW-4000 Devices)	0.130	0.145
ALCN-960D	Daughter Board for ALCN-960MISO	0.130	0.145
FNC-2000	Fire Network Controller Module	0.190	0.190
FOM-2000-UM	Fiber Optic Module	0.015	0.015
DM-1008A	8 Initiating Circuit Module	0.080	1 zone active: 0.125 2 zone active: 0.170 4 zone active: 0.275 6 zone active: 0.370 8 zone active: 0.465
SGM-1004A	4 Notification Appliance Circuit Module	0.060	0.258
RM-1008A	8 Relay Circuit Module	0.025	0.150
FDX-008W/KI	Fan Damper Control Module	0.015	0.035
DSPL-420DS	4 x 20 Main LCD Display for PTW-4000MNS	0.024	0.025
DSPL-420-16TZDS	4 x 20 Main LCD Display for PTW-4000MNS w/16 LEDs	0.010	0.046
DSPL-2440DS	Graphical Main Display for PTW-4000MNS	0.029	0.035
UDACT-300A	Digital Alarm Communicator Transmitter/Dialer Module	0.045	0.120
PR-300	Polarity Reversal and City Tie Module	0.035	0.300
RAM-1032TZDS	Main Remote LED Annunciator c/w 32 Bi-Coloured LEDs	0.050	32 zone active: 0.300
RAX-1048TZDS	Adder Annunciator Chassis c/w 48 Bi-Coloured LEDs	0.022	1 zone active: 0.026 2 zone active: 0.030 3 zone active: 0.035 4 zone active: 0.039 48 zone active: 0.262
MGD-32	Graphic Annunciator	0.035	1.6
AGD-048	Graphic Annunciator Adder Driver Board	0.035	# of LEDs x 4mA
IPS-2424DS	Programmable Input Switches Module c/w 24 selector switches and 24 bi-coloured LEDs	0.010	0.015
IPS- 4848DS	Programmable Input Switches Module c/w 48 selector switches and 48 bi-coloured LEDs	0.010	0.022
Audio Components			
ANC-4000	Audio Network Controller Module	0.255	0.265
TNC-5000	Telephone Network Controller Module	0.195	0.215
QAA-5160-70/25	1 Zone 60W Amplifier	0.055	0.350
QAA-5230-70/25	2 Zone 30W Amplifier	0.055	0.350
QAA-5230S-70/25	2 Zone 30W Amplifier (split)	0.055	0.350
QAA-5415-70	4 Zone 15W Amplifier, 70V	0.055	0.350
QAA-5415-25	4 Zone 15W Amplifier, 25V	0.055	0.350
QMP-5101N	Master Paging Module	0.004	0.012
QMP-5101NV	Vertical Master Paging Module	0.004	0.012
QMT-5302N	Master Telephone Module	0.003	0.013
QMT-5302NV	Vertical Master Telephone Module	0.003	0.013
QAZT-5302DS	Paging/Telephone Zone Module	0.005	0.022
QAZT-5348DS	Paging/Telephone Zone Module	0.010	0.022



NOT TO BE USED FOR INSTALLATION PURPOSES.

This information is for marketing purposes only and not intended to describe the products technically.

Electrical Specifications

Fire Alarm Primary Input Power	120V, 60Hz / 240V, 50Hz 4 Amps / 2 Amp (primary)
Power Supply Ratings	12 Amps. max. (secondary)
For NAC Circuits	24VDC unfiltered, 10 Amps. max.
Battery Type	24VDC, Gel-Cell/Sealed Lead-Acid
Battery Charging Capability	17-65 AH batteries
Audio Primary Input Power (QPS-5000N)	120 VAC, 60Hz / 240 VAC, 50Hz 12 Amps

Dimensions for Annunciator Module Enclosures

Model	Dimensions
PBB-1001D / DR	9"H x 12.75"W x 1.85"D
PBB-1002DR	18"H x 12.75"W x 1.85"D
PBB-1003DR	26.4"H x 12.75"W x 1.85"D

Environmental

Operating Temperature	32°F to 120°F (0°C to 49°C)
Humidity	10% - 93% non-condensing



Product Line Information

Model	Description
PTW-4000MNS Notification Control Panels	
PTW-4000MNS	PTW-4000MNS Main Network Board with 12 Amp power supply and 120/240V transformer. Mounts in the PBBX-FXMNSR enclosure
QMB-5000N	Integrated Audio Network Control Chassis. Mounts in the PBBX-FXMNSR enclosure
PS-2040	PTW-4000MNS Network Fire Alarm and Audio Power Supply (120/240V)
PBBX-FXMNSR	Black backbox enclosure with red door for PTW-4000MNS
DSPL-420DS	4 x 20 Main LCD Display for PTW-4000MNS
DSPL-420-16TZDS	4 x 20 Main LCD Display for PTW-4000MNS w/ 16 LEDs
DSPL-2440DS	Graphical Main Display for PTW-4000MNS
FX-LOC	Local Operating Console enclosure for PTW-4000MNS. Add suffix 'R' for red door. Add suffix 'B' for black doors
Paging/Telephone Modules	
QMP-5101NV	Network Master Paging Control Module for PTW-4000MNS, Vertical Mount. For use in PBBX-FXMNSR
QMT-5302NV	Network Master Telephone Module for PTW-4000MNS, Vertical Mount. For use in PBBX-FXMNSR
QMP-5101N	Network Master Paging Control Module
QMT-5302N	Network Master Telephone Control Module
QAZT-5302DS	Paging and Telephone Selector Panel
QAZT-5348DS	Paging and Telephone Selector Panel
Network Controller Modules	
FNC-2000	Fire Network Controller Module
FOM-2000-UM	Allows for single-mode or multi-mode fiber optic communication on a PTW-4000 Series network. Add FOM-CONN-SM or/and FOM-CONN-MM
FOM-CONN-MM	Fiber Optic Connector Multi-mode (pack of 2). Must use a FOM-2000-UM
FOM-CONN-SM	Fiber Optic Connector Single Mode (pack of 2). Must use a FOM-2000-UM
ANC-4000	Audio Network Controller Module
TNC-5000	Telephone Network Controller Module
Adder Loop Controller Modules	
ALCN-960MISO	Isolated Quad Loop Controller (for PTW-4000 Devices)
ALCN-960D	Daughter Board for ALCN-960MISO
Adder Hardwire Modules	
DM-1008A	Eight Class B (Style B) or 4 Class A (Style D) Initiating Circuit Module
SGM-1004A	Four Class A/B (Style Z/Y) Notification Appliance Circuit Module (Rated at 1.7 Amps per circuit)
RM-1008A	Eight Relay Circuit Module c/w eight form C relays (Rated for 28 VDC @ 1 Amp max. per relay)
Adder Auxiliary Modules	
UDACT-300A	Digital Alarm Communicator Transmitter/Dialer Module
PR-300	Polarity Reversal and City Tie Module



NOT TO BE USED FOR INSTALLATION PURPOSES.

This information is for marketing purposes only and not intended to describe the products technically.

Model	Description
Remote Annunciators	
RAXN-4000LCD	Remote LCD Annunciator
RAXN-4000LCDG	Remote Graphic LCD Annunciator
RAM-1032TZDS	Main Remote LED Annunciator c/w 32 Bi-Coloured LEDs
RAX-1048TZDS	Adder Annunciator Chassis c/w 48 Bi-Coloured LEDs
MGD-32	Graphic Annunciator
AGD-048	Graphic Annunciator Adder Driver Board
Programmable Modules	
IPS-2424DS	Programmable Input Switches Module c/w 24 selector switches and 24 bi-coloured LEDs
IPS-4848DS	Programmable Input Switches Module c/w 48 selector switches and 48 bi-coloured LEDs
FDX-008W	Fan Damper Control Module c/w 8 programmable switches
FDX-008WKI	Fan Damper Control Module
Audio Amplifiers	
QAA-5415-70	70 Volt Quad 15 Watt Amplifier
QAA-5415-25	25 Volt Quad 15 Watt Amplifier
QAA-4CLA	Class 'A' (Style 'Z') Converter Module for QAA-5415-25 and QAA-5415-70 Amplifiers
QAA-5230S-70/25	25 or 70 Volt Dual 30 Watt Amplifier split 'A' 'B' circuits per floor
QAA-4CLAS	Class 'A' (Style 'Z') Converter Module for QAA-5230S-70/25 Amplifier
QAA-5230-70/25	25 or 70 Volt Dual 30 Watt Amplifier
QAA-5160-70/25	25 or 70 Volt 60 Watt Amplifier
Protectwell OpenGN Graphic Annunciator Driver Modules	
PTW-OGN-ONE	Single Fire Alarm Control Panel License Requires: OGN-KEY (sold separately)
PTW-OGN-EXP	Fire Alarm Control Panel License for 2-9 Connections Requires: OGN-KEY (sold separately)
PTW-OGN-STD	Fire Alarm Control Panel License for 10-99 Connections Requires: OGN-KEY (sold separately)
PTW-OGN-ENT	Fire Alarm Control Panel License for 100+ Connections Requires: OGN-KEY (sold separately)
OGN-KEY	OGN License Key Stick
PC Workstation Computer Graphics Hardware	
OGN-UL-STD	Industrial Rack Appliance /w UL
OGN-TWR-STD	Industrial Tower Appliance /w Long-term Stability
51-15063-001	22" Class Wide Desktop Monitor w/ UL
51-15063-002	22" Class Wide Desktop Monitor w/ UL, Touch
ARW-VESP211-KIT	1-port Ethernet Serial Server Kit
ARW-2525-KIT	Industrial 5-port Unmanaged POE Switch Kit
Power Supply Module	
INX-10AC	Internal Booster Power Supply Module



NOT TO BE USED FOR INSTALLATION PURPOSES.

This information is for marketing purposes only and not intended to describe the products technically.

Model	Description
Fire & Audio Expansion Components and Enclosures	
PTW-4009NML	Large Network Main Chassis
ECX-0012	Expander Chassis
BB-5008	Enclosure Lobby Control Center
DOX-5008MR	Door for BB-5008, Red
CCH-5008-PANELKIT	Panel Mounting Kit for BB-5008
CCH-5008-ANNUNKIT	Annunciator Mounting Kit for BB-5008
BB-5014	Enclosure Lobby Control Center
DOX-5014MR	Door for BB-5014, Red
CCH-5014-PANELKIT	Panel Mounting Kit for BB-5014
CCH-5014-ANNUNKIT	Annunciator Mounting Kit for BB-5014
QBB-5001	Audio Backbox
QMB-5000B	Audio Motherboard and Card Cage
QPS-5000N	Audio Power Supply (120/240V)
QBC-5000N	Audio Battery Charger
PBB-1001D/DR	Remote Annunciator Enclosure Houses one module. "D" White, "DR" Red
PBB-1002DR	Remote Annunciator Enclosure Houses two module. "DR" Red
PBB-1003DR	Remote Annunciator Enclosure Houses three module. "DR" Red
BB-1001WP(R)A	Weather Protected Enclosure Houses one module, white. BB-1001WPRA for red
BB-1002WP(R)A	Weather Protected Enclosure Houses two module, white. BB-1002WPRA for red



THIS INFORMATION IS FOR MARKETING PURPOSES ONLY AND NOT INTENDED TO DESCRIBE THE PRODUCTS TECHNICALLY.

For complete and accurate technical information relating to performance, installation, testing and certification, refer to technical literature. This document contains intellectual property of Protectwell. The information is subject to change by Protectwell without notice. Protectwell does not represent or warrant correctness or completeness.